



240V	40W	SMD LED	4200K COOL WHITE	6500K DAY LIGHT	120° BEAM ANGLE	CRI >80	POWER FACTOR 0.95	INDOOR ONLY	IC-4	
------	-----	---------	------------------------	-----------------------	--------------------	------------	-------------------------	-------------	------	--

LED light panels are a cutting edge solution in the lighting industry and are considered to be a revolutionary replacement for traditional fluorescent tubes. Our LED light panels use high brightness quality LED chip modules as a light source which consume less energy and can last up to ten times longer than conventional fluorescent tubes. Designed for hotels, office, meeting room, home interior and school classrooms.

### FEATURES

- Efficient edgelit design with uniform light output.
- SMD LED strip technology.
- Designed to fit standard T-Bar ceilings.
- High grade aluminium with white powder coated finish.
- Long lasting up to 30,000 hours.
- External driver with flex & plug. (Total length 1 metre).
- Can be covered with thermal insulation and abutted against normally flammable materials.
- 3 Year Warranty.


### APPLICATION AREAS

- Instant start, no re-strike delays.
- Easy-installation for fast retro-fitting.
- Improved illumination quality.

### ENERGY SCHEME

VEET: 5695

MODEL NO.	WATTAGE (W)	LUMENS (lm)	COLOUR TEMP (K)	PRODUCT COLOUR	OTHER
20245/05	40	<b>3100</b>	4200	WHITE	PANEL ONLY
20246/05	40	<b>3200</b>	6500	WHITE	PANEL ONLY
19625/05	NA	<b>NA</b>	NA	WHITE	RECESSED PLASTER KIT ONLY



Product Image

Code

Wattage

Colour Temperature

Lumens

Lux Graph

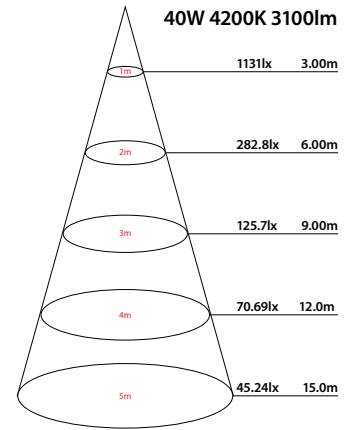


20245/05

40W

4200K

3100  
LUMENS

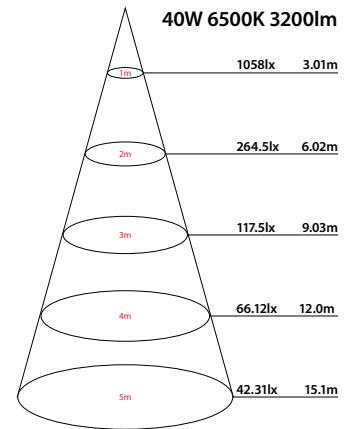


20246/05

40W

6500K

3200  
LUMENS



Recessed Plaster Kit Only

Code: 19625/05

Cutout: 1210mm x 320mm

