





<b>120W</b> 14500lm	<b>200W</b> 25000lm	<b>5000K</b> NATURAL LIGHT	<b>110°</b> BEAM ANGLE		
20424	20425				

Discus-II LED Highbay lighting is the ideal answer for factories, stockrooms, supermarkets, gyms, petrol stations, warehouses, and other places that may need lighting. Designed for applications of 6 metres or more with an IP67 rating guarantees that these lights are waterproof and can be applied both indoors and outdoors.

#### FEATURES

- Thermal management system will begin to reduce power/light output when ambient temperature increases to above 45 degrees Celsius.
- Black Diecast alloy housing with painted steel bracket.
- 304 stainless steel hook and external bolts.
- High performance LED SMD Arrays.
- High efficiency LED driver with SAA approved 1.5m flex & plug.
- Includes 840mm high tensile steel safety lanyard with steel carabiner's.
- 5 Year Warranty.

#### BENEFITS

- Instant start, no re-strike delays.
- Easy-install fitting for fast, effortless retro-fitting.
- Improved illumination quality
- Reduce your energy usage and save money on your utility bills
- Reduce maintenance costs as our LED Highbay have longer life than traditional lighting solutions
- Suitable for dry, damp and wet locations.

#### HIGHBAY

Code/Wattage	20424: 120W 20425: 200W
Operating Voltage	240V 50Hz
Lumens	20424: 14,500 Lumens 20425: 25,000 Lumens
LED Type	20424: 168 pcs SMD 20425: 224 pcs SMD
Colour Temp	5000K
Beam Angle	110 degrees
IP Rating	IP67
Dimmable	No
CRI	>70
Max. Ta (Safety)	50° Celsius
Construction	Class I
Weight	20424: 3.8kg 20425: 5.4kg
Rated Lifetime	20424: 30,000 hours (25°C Ambient) 20425: 20,000 hours (25°C Ambient)

### 120W 14,500lm



20424  
BLACK

120  
WATTS

14500  
LUMENS


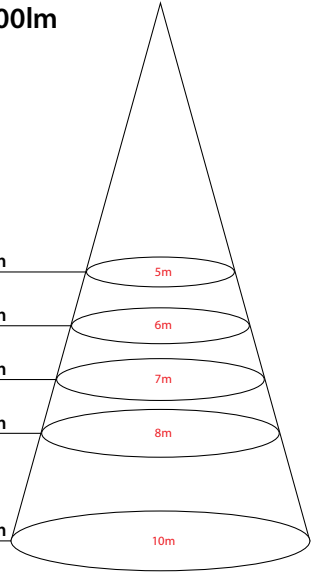
207.3lx 14.4m

144.0lx 17.2m

105.8lx 20.1m

80.98lx 23.0m

51.82lx 28.7m



20425  
BLACK

200  
WATTS

25000  
LUMENS

### 200W 25,000lm

356.7lx 15.4m

247.7lx 18.5m

182.0lx 21.6m

139.3lx 24.6m

89.18lx 30.8m

